

Debt situation with financial entities and fixed income securities on 30 June 2023

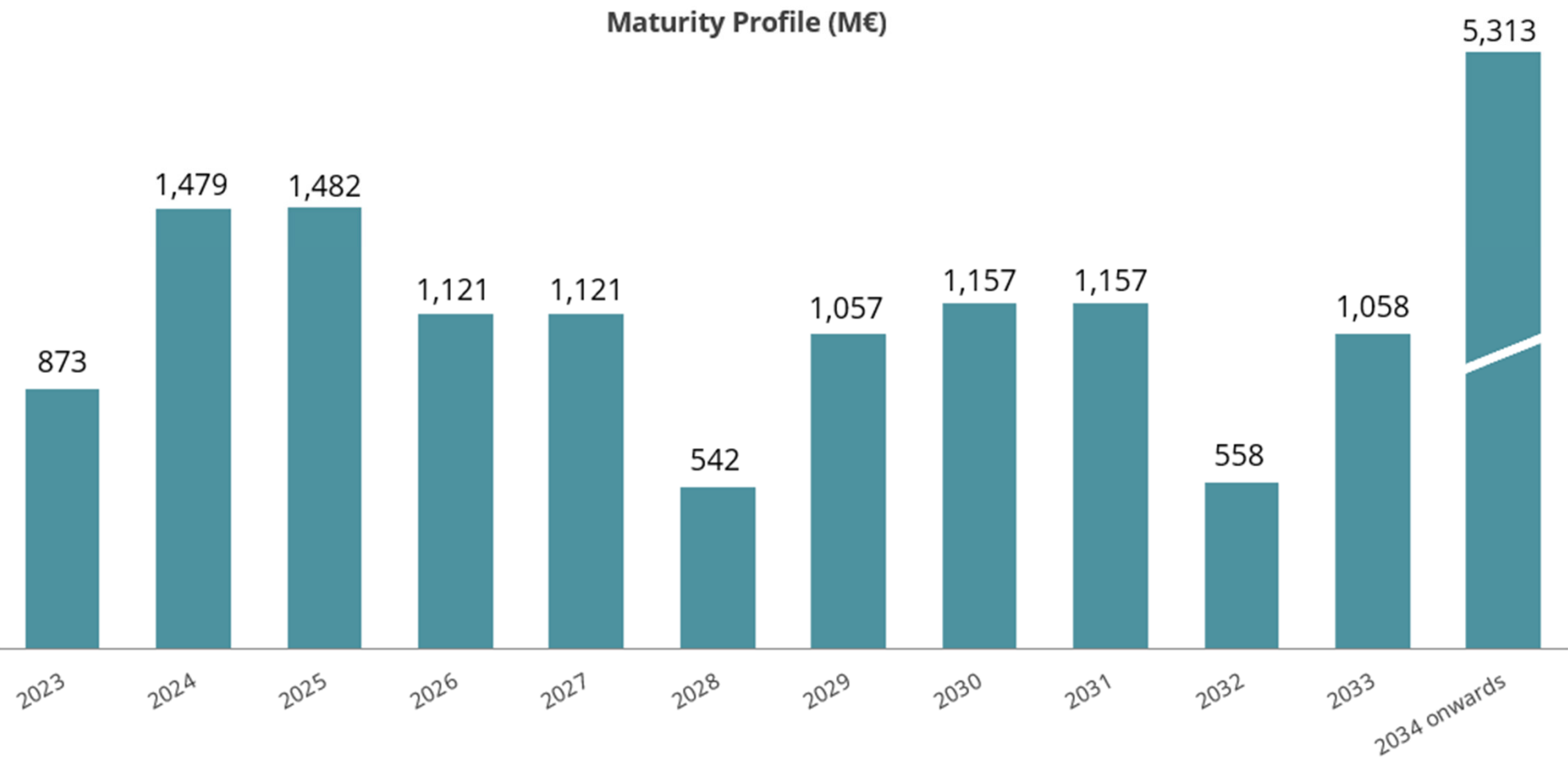
(Long-term debt)

Thousands Euros

Maturity Profile

	31/06/2023	31/12/2022
Maturity Date		
2023	873,398	1,122,277
2024	1,479,003	1,479,003
2025	1,482,116	1,482,116
2026	1,120,820	1,120,820
2027	1,120,738	1,120,738
2028	542,438	542,438
2029	1,057,697	1,055,047
2030	1,157,697	1,155,047
2031	1,157,697	1,155,047
2032	557,697	555,047
2033	1,057,697	
2034 Onwards	5,313,002	5,828,299
Total	16,919,999	16,615,878
Average maturity of debt (years)	8.87	9.19
Average interest rate	1.94%	1.78%

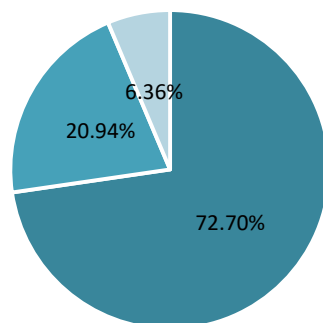
Debt situation with financial entities and fixed income securities on 30 June 2023



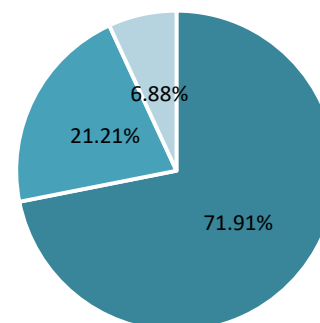
Debt situation with financial entities and fixed income securities on 30 June 2023

Floating vs Fixed debt type breakdown (thousand euros)

	30/06/2023	% total	31/12/2022	% total
Fixed Rate	12,300,161	72.70%	11,949,167	71.91%
Fixed Reversible Rate	3,543,883	20.94%	3,523,994	21.21%
Floating Spread	1,075,954	6.36%	1,142,717	6.88%



■ Fixed Rate ■ Fixed Reversible Rate ■ Floating Spread



■ Fixed Rate ■ Fixed Reversible Rate ■ Floating Spread

Debt situation with financial entities and fixed income securities on 30 June 2023

FINANCIAL INSTRUMENT	Debt Situation 30/06/2023
	(thousand Euros)
LONG TERM LOANS	10,919,998
European Investment Bank	10,781,725
Other financial entities	138,273
BOND ISSUES	6,000,000
TOTAL	16,919,998