

Debt situation with financial entities and fixed income securities on 30 September 2023

(Long-term debt)

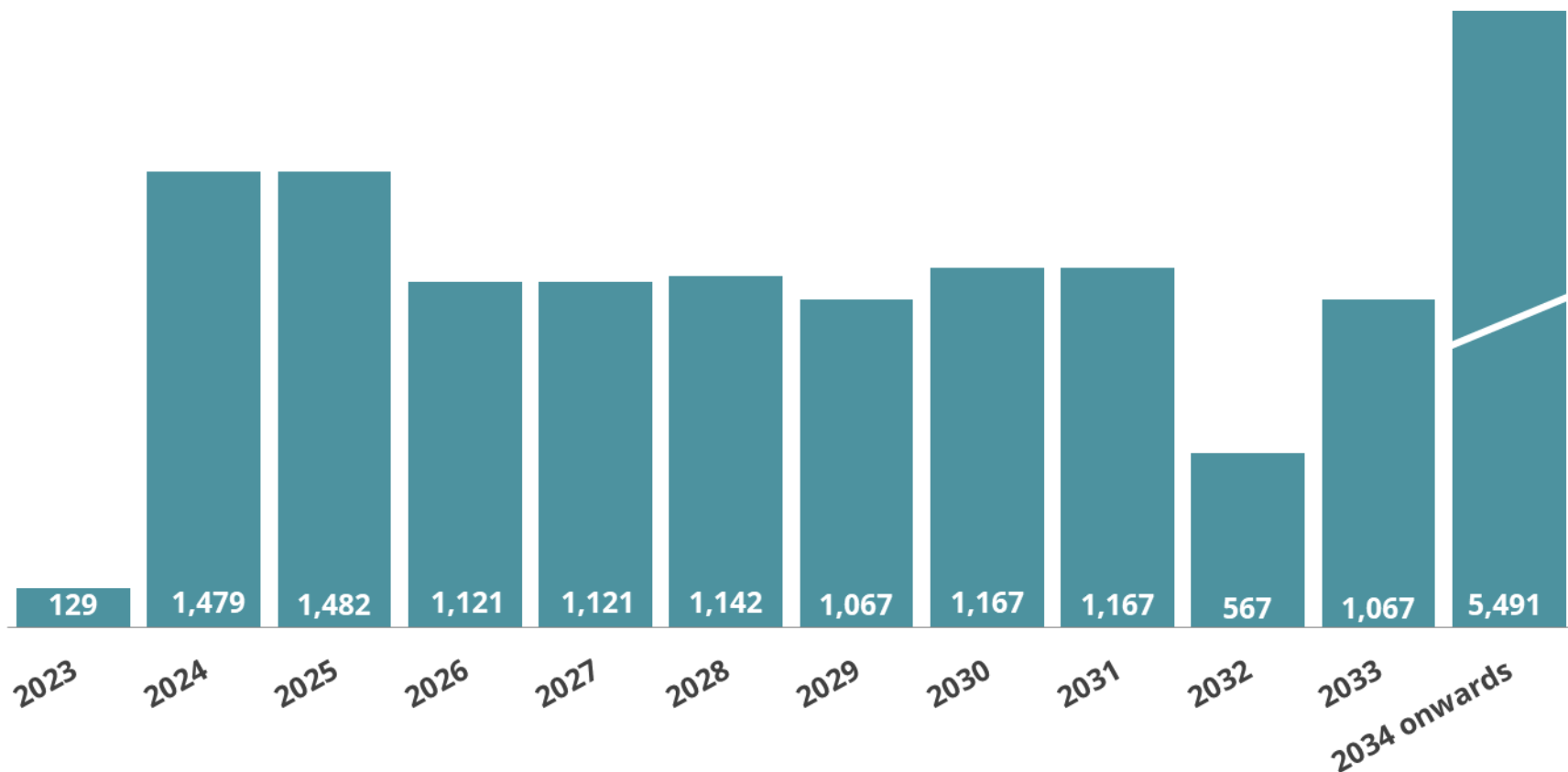
Thousands Euros

Maturity Profile

	30/09/2023	31/12/2022
Maturity Date		
2023	128,778	1,122,277
2024	1,479,003	1,479,003
2025	1,482,116	1,482,116
2026	1,120,820	1,120,820
2027	1,120,738	1,120,738
2028	1,142,438	542,438
2029	1,066,577	1,055,047
2030	1,166,577	1,155,047
2031	1,166,577	1,155,047
2032	566,577	555,047
2033	1,066,577	555,047
2034 Onwards	5,490,602	5,273,252
Total	16,997,379	16,615,878
Average maturity of debt (years)	9.00	9.19
Average interest rate	2.07%	1.78%

Debt situation with financial entities and fixed income securities on 30 September 2023

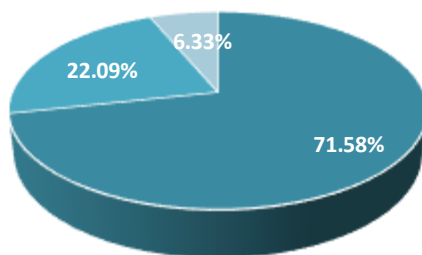
Maturity Profile (M€)



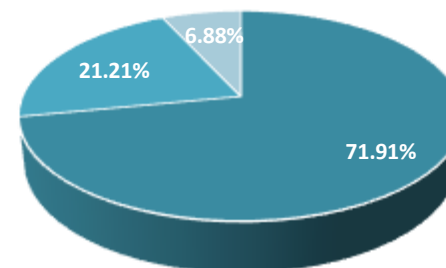
Debt situation with financial entities and fixed income securities on 30 September 2023

Floating vs Fixed debt type breakdown (thousand euros)

	30/09/2023	% total	31/12/2022	% total
Fixed Rate	12,166,411	71.58%	11,949,167	71.91%
Fixed Reversible Rate	3,755,014	22.09%	3,523,994	21.21%
Floating Spread	1,075,954	6.33%	1,142,717	6.88%



■ Fixed Rate ■ Fixed Reversible Rate ■ Floating Spread



■ Fixed Rate ■ Fixed Reversible Rate ■ Floating Spread

Debt situation with financial entities and fixed income securities on 30 September 2023

Debt Situation 30/09/2023	
FINANCIAL INSTRUMENT	(thousand Euros)
LONG TERM LOANS	10,997,379
European Investment Bank	10,905,712
Other financial entities	91,667
BOND ISSUES	6,000,000
TOTAL	16,997,379