

Debt situation with financial entities and fixed income securities on 31 December 2023

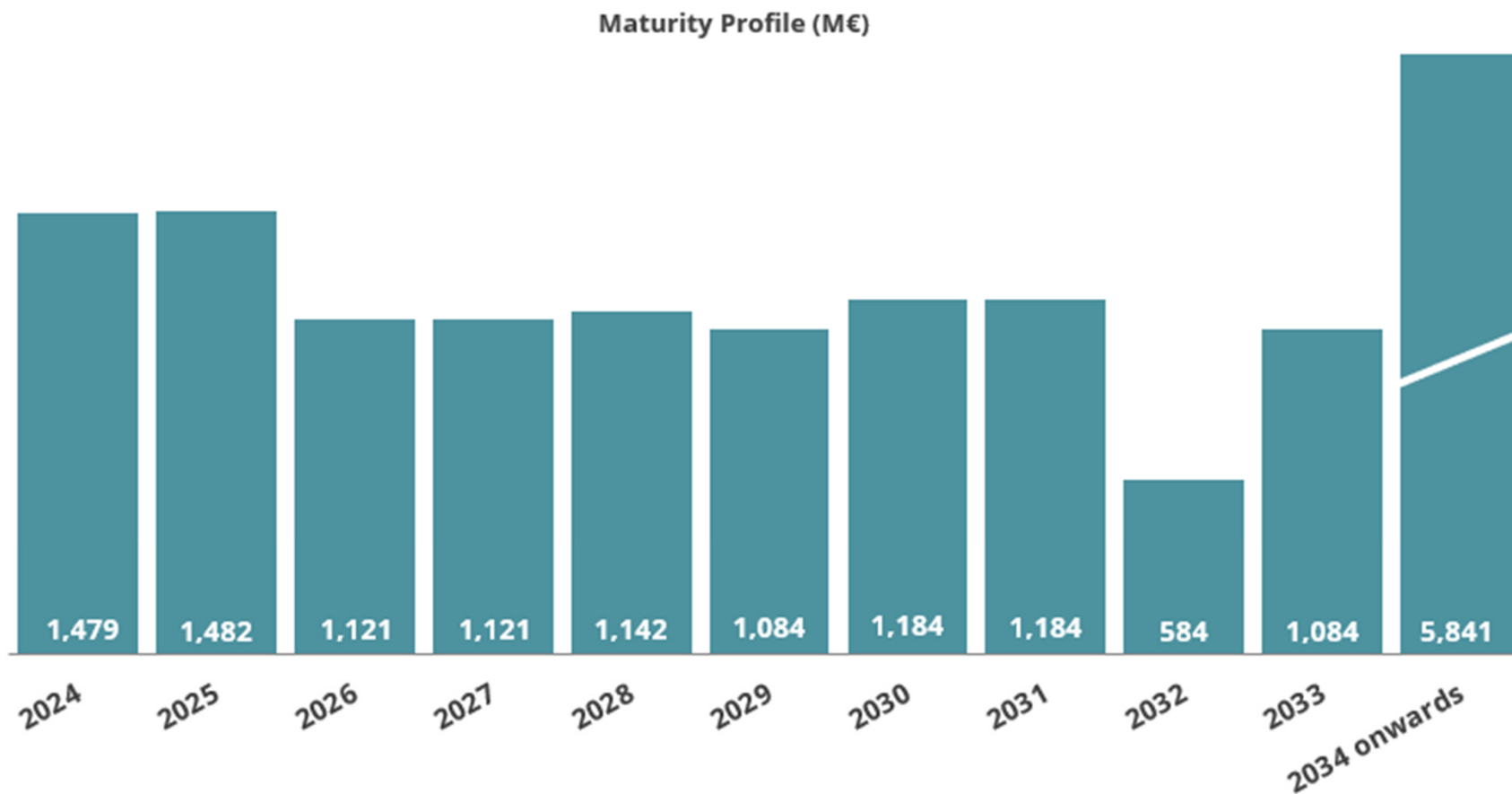
(Long-term debt)

Thousands Euros

Maturity Profile

	31/12/2023	31/12/2022
Maturity Date		
2023		1,122,277
2024	1,479,003	1,479,003
2025	1,482,116	1,482,116
2026	1,120,820	1,120,820
2027	1,120,738	1,120,738
2028	1,142,438	542,438
2029	1,084,097	1,055,047
2030	1,184,097	1,155,047
2031	1,184,097	1,155,047
2032	584,097	555,047
2033	1,084,097	555,047
Años posteriores	5,841,002	5,273,252
Total	17,306,601	16,615,878
Average maturity of debt (years)	9.04	9.19
Average interest rate	2.10%	1.78%

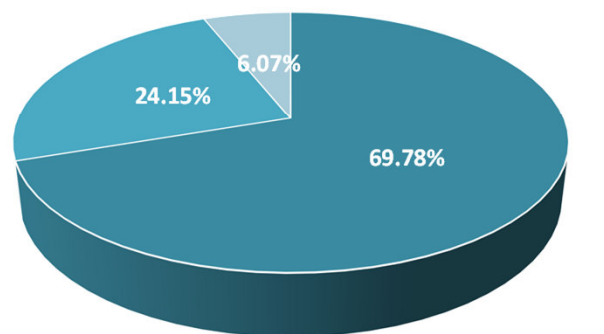
Debt situation with financial entities and fixed income securities on 31 December 2023



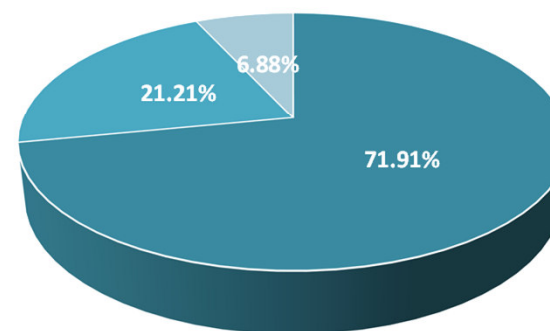
Debt situation with financial entities and fixed income securities on 31 December 2023

Floating vs Fixed debt type breakdown (thousand euros)

	31/12/2023	% total	31/12/2022	% total
Fixed Rate	12,076,919	69.78%	11,949,167	71.91%
Fixed Reversible Rate	4,178,728	24.15%	3,523,994	21.21%
Floating spread	1,050,954	6.07%	1,142,717	6.88%



■ Fixed Rate ■ Fixed Reversible Rate ■ Floating spread



■ Fixed Rate ■ Fixed Reversible Rate ■ Floating spread

Debt situation with financial entities and fixed income securities on 31 December 2023

FINANCIAL INSTRUMENT	Debt Situation 31/12/2023 (thousand Euros)
LONG TERM LOANS	11,306,601
European Investment Bank	11,218,267
Other financial entities	88,334
BOND ISSUES	6,000,000
TOTAL	17,306,601